


SSI™ COARSE BUBBLE DIFFUSERS

STAINLESS STEEL WBCB



Our Stainless Steel WBCB diffusers are available in 304L or 316L stainless steel. The diffuser is made with cast endcaps welded all around. A typical piping system utilizing SSI WBCB diffusers is made from Stainless Steel pipe with 3/4" FNPT gusseted tees or elbows welded to the bottom center line.

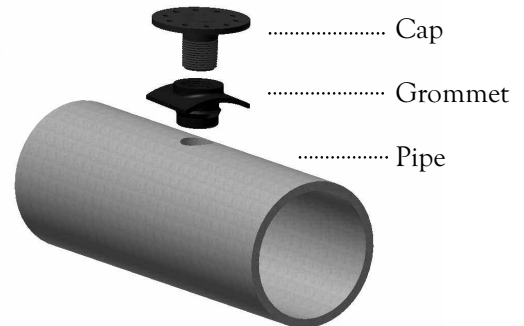
Deflectors are supplied with each diffuser but can be removed. The coarse bubble diffuser is intended to be a clog-free design, with oxygen transfer rates of 0.5 to 0.8% per foot of submergence (1.7 to 2.5% SOTE/m).

They have a reliable alpha value and are designed to economically cover the tank floor. This diffuser is most often applied for mixing in aerobic digesters, channels, equalization tanks and grit chambers.

- Design Flow: 10-40 SCFM (17-67 Sm³/hr)
- Flow Range: 0-40 SCFM (0-67 Sm³/hr)
- Hole Quantity: 44 Holes 24" (600mm)

CAP AFC75

- Design Flow
3-6 SCFM (7-10 Sm³/hr)
- Flow Range:
0-10 SCFM (0-17 Sm³/hr)
- Hole Quantity:
10 x 5mm Ø holes



Caps are most commonly used in aerobic digesters and equalization tanks where high rate oxygen transfer efficiency is not required. They are manufactured from black Acrylic plastic containing UV protection and membranes are made from the same EPDM compound that SSI uses in fine bubble disc diffusers. Caps have a 3/4" MNPT thread. SSI's Cap diffuser is a non-clog design and operated well under intermittent and continuous conditions. A typical piping system utilizing SSI AFC75 diffusers is made from PVC, CPVC or Stainless Steel pipe, with Grommets, Drilled and Tapped pipe, or welded 3/4" FNPT SS bosses to the top center line.

Please see reverse for additional technical data



STAMFORD SCIENTIFIC
INTERNATIONAL
INCORPORATED

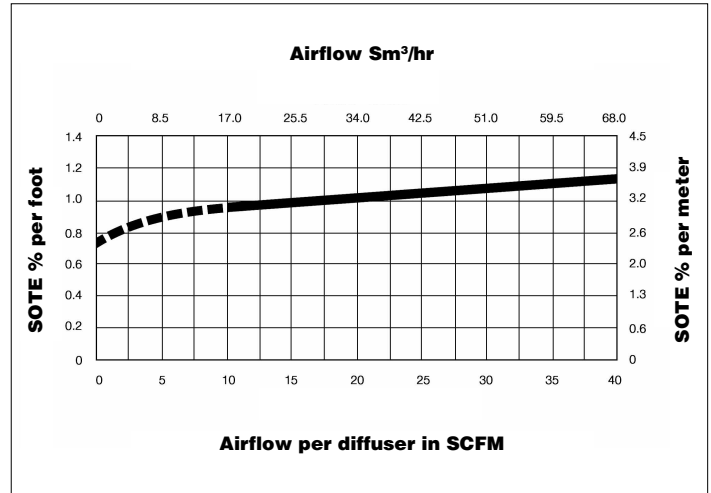
+1-845-454-8171 TEL
+1-845-454-8094 FAX

4 TUCKER DRIVE
POUGHKEEPSIE, NEW YORK 12603 USA
www.StamfordScientific.com
EMAIL: INFO@STAMFORDSCIENTIFIC.COM

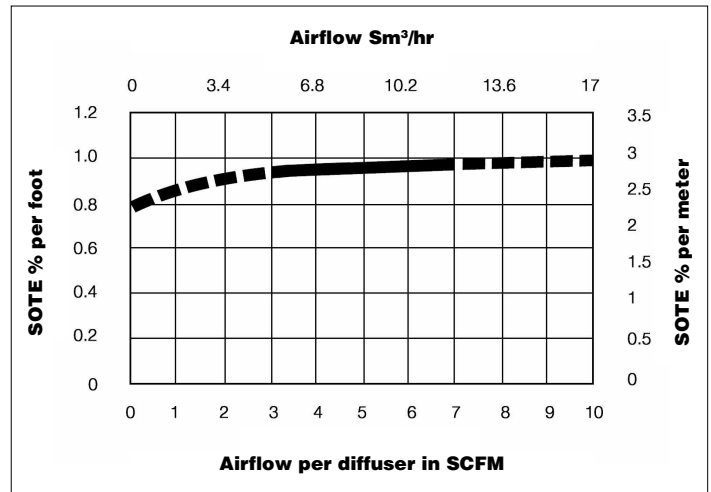
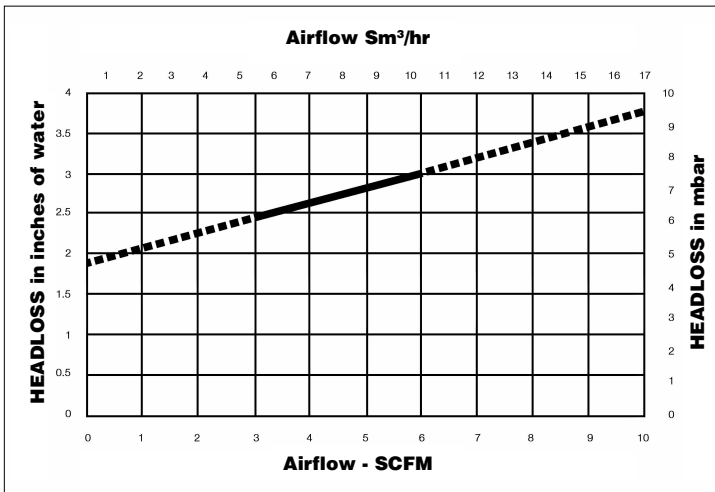
SSI™ COARSE BUBBLE DIFFUSERS *continued*

STAINLESS STEEL WBCB

Airflow in SCFM	Airflow in m ³ /hr.	Orifice Size in Inches	Headloss in Inches WC	Headloss in mm WC
5	8.5	5/16"	10" WC	254 mm WC
10	17	7/16"	10" WC	254 mm WC
15	25.5	9/16"	10" WC	254 mm WC
20	34	11/16"	10" WC	254 mm WC
25	42.5	3/4"	10" WC	254 mm WC
30	51	3/4"	14" WC	355.6 mm WC
35	59.5	3/4"	19" WC	482.6 mm WC
40	68	3/4"	25" WC	635 mm WC



CAP AFC75



STAMFORD SCIENTIFIC
INTERNATIONAL
INCORPORATED

+1-845-454-8171 TEL
+1-845-454-8094 FAX

4 TUCKER DRIVE
POUGHKEEPSIE, NEW YORK 12603 USA
www.StamfordScientific.com
EMAIL: INFO@STAMFORDSCIENTIFIC.COM